



## St Joseph's Curriculum Plan 2023-2024

	<b>Autumn 1</b> <b>5.9.23 – 20.10.23</b> <b>(6 weeks 4 days)</b>	<b>Autumn 2</b> <b>31.10.23 – 22.12.23</b> <b>(7 weeks 4 days)</b>	<b>Spring 1</b> <b>8.1.24 – 9.2.24</b> <b>(5 weeks)</b>	<b>Spring 2</b> <b>19.2.24 – 28.3.24</b> <b>(5 weeks 4 days)</b>	<b>Summer 1</b> <b>15.4.24 – 24.5.24</b> <b>(5 weeks 4 days)</b>	<b>Summer 2</b> <b>4.6.24 – 19.7.24</b> <b>(6 weeks 4 days)</b>
--	--	--	---	--	--	---

Y1



### **Dinosaur Planet** **History**

This project develops children's knowledge of prehistory. Children will learn about dinosaurs and fossils, and the amazing discoveries of palaeontologists, such as Mary Anning.



### **Moon Zoom** **Art and Design**

Develop children's knowledge of technology, space and materials. Children learn how to design and make model spaceships, considering the properties of materials. They might even meet an alien.



### **Our Wonderful World** **Geography skills**

This essential skills and knowledge project teaches children about physical and human features, maps, cardinal compass points, and positional and directional language. They learn about the equator, hemispheres and continents and are introduced to the countries, capital cities and settlements of the United Kingdom. The children carry out simple fieldwork to find out about local physical and human features.



### **Bright Lights Big City** **Geography**

This project teaches children about the physical and human characteristics of the United Kingdom, including a detailed exploration of the characteristics and features of the capital city, London.



### **School Days** **History**

This project teaches children about their own school and locality, both today and in the past. They compare schooling in the Victorian era to their experiences today.



**Art and Design**

**Funny Faces and Fabulous Features**

This project teaches children about the concept of the portrait and how the collage technique can be used to make a portrait.

**Hepp DT project – Rockets**



**Art and Design**

**Street View**

This project teaches children about artwork depicting streets and buildings and focuses on the work of the American pop artist, James Rizzi. They create a 3-D mural based on Rizzi's work.

**Art and Design**

**Rain and sunrays**

This project teaches children about collagraph printing, including how to develop a motif to make single and repeated prints.



**Art and Design**

**Mix it**


This project teaches children about basic colour theory by studying the colour wheel and colour mixing. It includes an exploration of primary and secondary colours and how artists use colour in their artwork.



**Science**

**Everyday Materials**

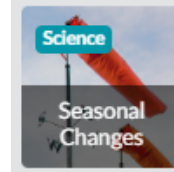
This project teaches children that objects are made from materials. They identify a range of everyday materials and their sources. Children investigate the properties of materials and begin to recognise that a material's properties define its use.



**Science**

**Human Senses**

This project teaches children that humans are a type of animal known as a mammal. They name and count body parts and identify similarities and differences. They learn about the senses, the body parts associated with each sense and their role in keeping us safe.



**Science**

**Seasonal Changes**

This project teaches children about the seasons, seasonal changes and typical seasonal weather and events. They learn about measuring the weather and the role of a meteorologist. Children begin to learn about the science of day and night and recognise that the seasons have varying day lengths in the UK.



**Animal Parts**



**Plant Parts**

**Science**

**Plant Parts**

This project teaches children about wild and garden plants by exploring the local environment. They identify and describe the basic parts of plants and observe how they change over time.

**Science**

**Animal Parts**

This project teaches children about animals, including fish, amphibians, reptiles, birds, mammals and invertebrates. They identify and describe their common structures, diets, and how animals should be cared for.

Y2



## Movers and Shakers

### History

This project teaches children about historically significant people who have had a major impact on the world. They will learn to use timelines, stories and historical sources to find out about the people featured and use historical models to explore their significance.



## Let's Explore the World

### Geography skills

This essential skills and knowledge project teaches children about atlases, maps and cardinal compass points. They learn about the characteristics of the four countries of the United Kingdom and find out why there are hot, temperate and cold places around the world. They also compare England to Somalia. Children carry out fieldwork, collecting primary data in their locality to answer geographical questions.



## Coastline

### Geography


This project teaches children about the physical and human features of coastal regions across the United Kingdom, including a detailed exploration of the coastal town of Whitby, in Yorkshire.



## Magnificent Monarchs

### History

This project teaches children about the English and British monarchy from AD 871 to the present day. Using timelines, information about royal palaces, portraits and other historical sources, they build up an understanding of the monarchs and then research six of the most significant sovereigns.

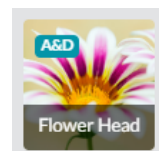


## Art and Design

### Still life

This project teaches children about the work of significant still life artists and still life techniques. They explore a wide variety of still lifes and learn about the use of colour and composition. They create still life arrangements and artwork.

## Hepp DT project – Lighthouses



## Art and Design

### Flower Head






This project teaches children about the visual elements of flowers, including shape, texture,



## Art and Design

### Portraits and Posers

This project teaches children about portraiture. They analyse the portraits of Tudor monarchs and compare Tudor portraits and selfies today. They use photo editing software to create royal portraits.

<p style="text-align: center;"><b>Art and Design</b> <b>Mix it</b></p> <p>This project teaches children about basic colour theory by studying the colour wheel and colour mixing. It includes an exploration of primary and secondary colours and how artists use colour in their artwork.</p>	<p>colour, pattern and form. They also explore various artistic methods, including drawing, printmaking and 3-D forms, using paper and clay.</p>	
<div style="display: flex; justify-content: space-around;">   </div> <p style="text-align: center;"><b>Science</b> <b>Human Survival</b></p> <p>This project teaches children about the basic needs of humans for survival, including the importance of exercise, nutrition and good hygiene. They learn how human offspring grow and change over time into adulthood.</p> <p style="text-align: center;"><b>Science</b> <b>Animal Survival</b></p> <p>This project teaches children about growth in animals by exploring the life cycles of some familiar animals. They build on learning about the survival of humans by identifying the basic needs of animals for survival, including food, water, air and shelter.</p>	<div style="display: flex; justify-content: space-around;">   </div> <p style="text-align: center;"><b>Science</b> <b>Habitats</b></p> <p>This project teaches children about habitats and what a habitat needs to provide. They explore local habitats to identify and name living things and begin to understand how they depend on one another for food and shelter.</p> <p style="text-align: center;"><b>Science</b> <b>Plant Survival</b></p> <p>This project teaches children about the growth of plants from seeds and bulbs. They observe the growth of plants first hand, recording changes over time and identifying what plants need to grow and stay healthy.</p>	<div style="text-align: center;">  </div> <p style="text-align: center;"><b>Science</b> <b>Uses of Materials</b></p> <p>This project teaches children about the uses of everyday materials and how materials' properties make them suitable or unsuitable for specific purposes. They begin to explore how materials can be changed.</p>

Y3



### Through the Ages History

This project teaches children about British prehistory from the Stone Age to the Iron Age, including changes to people and lifestyle caused by ingenuity, invention and technological advancement.



### One Planet, Our World Geography skills

This essential skills and knowledge project teaches children to locate countries and cities, and use grid references, compass points and latitude and longitude. They learn about the layers of the Earth and plate tectonics and discover the five major climate zones. They learn about significant places in the United Kingdom and carry out fieldwork to discover how land is used in the locality.



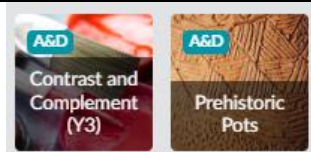
### Rocks, Relics and Rumbles Geography

This project teaches children about the features and characteristics of Earth's layers, including a detailed exploration of volcanic, tectonic and seismic activity.



### Emperors and Empires History

This project teaches children about the history and structure of ancient Rome and the Roman Empire, including a detailed exploration of the Romanisation of Britain.




### Art and Design Prehistoric Pots

This project teaches children about Bell Beaker pottery. It allows the children to explore different clay techniques, which they use to make and decorate a Bell Beaker-style pot.


Art and Design

### Hepp DT project – Buggies



### Art and Design Ammonite

This project teaches children about artistic techniques used in sketching, printmaking and sculpture.



### Art and Design Mosaic Masters

This project teaches children about the history of mosaics, before focusing on the colours, patterns and themes found in Roman mosaic. The children learn techniques to help them design and make a mosaic border tile.

### **Contrast and Complement**


This project teaches children about colour theory by studying the colour wheel and colour mixing. It includes an exploration of tertiary colours, warm and cool colours, complementary colours and analogous colours, and how artists use colour in their artwork.

### **Art and Design People and Places**

This project teaches children about the genre of figure drawing. They study the figure drawings and urban landscapes of the artist LS Lowry and create artwork in his style to show scenes from their school.

### **Art and Design Beautiful Botanicals**


This project teaches children about the genre of botanical art. They create natural weavings, two-colour prints and beautiful and detailed botanical paintings of fruit



### **Science**

#### **Animal Nutrition and the Skeletal System**

This project teaches children about the importance of nutrition for humans and other animals. They learn about the role of a skeleton and muscles and identify animals with different types of skeleton.



### **Science**

#### **Forces and Magnets**

This project teaches children about contact and non-contact forces, including friction and magnetism. They investigate frictional and magnetic forces, and identify parts of a magnet and magnetic materials.



### **Science**

#### **Plant Nutrition and Reproduction**

This project teaches children about the requirements of plants for growth and survival. They describe the parts of flowering plants and relate structure to function, including the roots and stem for transporting water, leaves for making food and the flower for reproduction.

### **Science**

#### **Light and Shadows**

This project teaches children about light and dark. They investigate the phenomena of reflections and shadows, looking for patterns in collected data. The risks associated with the Sun are also explored.

Y4



### **Invasion** **History**

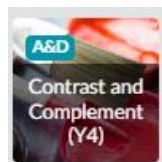
This project teaches children about life in Britain after the Roman withdrawal. Children will learn about Anglo-Saxon and Viking invasions up to the Norman conquest.



### **Interconnected World** **Geography skills**

This essential skills and knowledge project teaches children about compass points and four and six-figure grid references. They learn about the tropics and the countries, climates and culture of North and South America. Children identify physical features in the United Kingdom and learn about the National Rail and canal networks. They conduct an enquiry to prove a hypothesis, gathering data from maps and surveys before drawing conclusions.

### **Hepp DT project -Catapults**




### **Art and Design** **Contrast and Complement**

This project teaches children about colour theory by studying the colour wheel and colour mixing. It



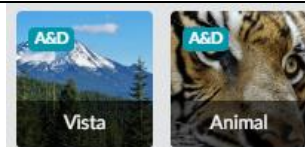
### **Misty Mountain Winding Rivers** **Geography**

This project teaches children about the characteristics and features of rivers and mountain ranges around the world, including a detailed exploration of the ecosystems and processes that shape them and the land around them.



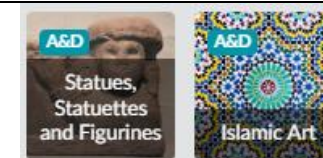
### **Ancient Civilisations** **History**

This project teaches children about the history of three of the world's first ancient civilisations: ancient Sumer, ancient Egypt and the Indus Valley civilisation. Children will learn about the rise, life, achievements and eventual end of each civilisation.



### **Art and Design** **Vista**






This project teaches children about the techniques that artists use when composing landscape images, such as colour and atmosphere.



### **Art and Design** **Statues, Statuettes and Figurines**

This project teaches children about the 3-D representation of the human form, including statues, statuettes and figurines. They study examples from ancient civilisations, and use their clay skills to create a Sumer-style figurine.



<p>includes an exploration of tertiary colours, warm and cool colours, complementary colours and analogous colours, and how artists use colour in their artwork.</p>	<p style="text-align: center;"><b>Art and Design</b> <b>Animal</b></p> <p>This project teaches children about the historical and cultural portrayal of animals in art. They study the visual qualities of animals through sketching, printmaking and clay modelling.</p>	<p style="text-align: center;"><b>Art and Design</b> <b>Islamic Art</b></p> <p>This project teaches children about the features of Islamic art. They make geometric patterns and motifs on paper, with fabric and in clay. They use their learning to create a high relief clay tile, decorated with geometric patterns.</p>
<div style="display: flex; justify-content: center; gap: 10px;">   </div> <p style="text-align: center;"><b>Science</b></p> <p style="text-align: center;"><b>Food and the Digestive System</b></p> <p>This project teaches children about the human digestive system. They explore the main parts, starting with the mouth and teeth, identifying teeth types and their functions. They link this learning to animals' diets and construct food chains to show the flow of energy.</p> <p style="text-align: center;"><b>Science</b> <b>Sound</b></p> <p>This project teaches children about sound and how sounds are made and travel as vibrations through a medium to the ear. They learn about pitch and volume and find out how both can be changed.</p>	<div style="display: flex; justify-content: center; gap: 10px;">   </div> <p style="text-align: center;"><b>Science</b></p> <p style="text-align: center;"><b>Grouping and Classifying</b></p> <p>This project teaches children about grouping living things, known as classification. They study the animal and plant kingdoms and use and create classification keys to identify living things.</p> <p style="text-align: center;"><b>Science</b> <b>States of Matter</b></p> <p>This project teaches children about solids, liquids and gases and their characteristic properties. They observe how materials change state as they are heated and cooled, and learn key terminology associated with these processes.</p>	<div style="display: flex; justify-content: center; gap: 10px;">  </div> <p style="text-align: center;"><b>Science</b></p> <p style="text-align: center;"><b>Electrical Circuits and Conductors</b></p> <p>This project teaches children about electrical appliances and safety. They construct simple series circuits and name their parts and functions, including switches, wires and cells. They investigate electrical conductors and insulators and identify common features of conductors. It also teaches children about programmable devices. They combine their learning to design and make a nightlight.</p>

Y5



### Firedamp and Davy Lamps History

In this project, children will explore:

- the history of coal mining
- mining strikes and their effects on the miners, their families and communities
- the legacy and future of coal



### Investigating Our World Geography skills

This essential skills and knowledge project teaches children about locating map features using a range of methods. They learn about the Prime Meridian, Greenwich Mean Time (GMT), and worldwide time zones and study interconnected climate zones, vegetation belts and biomes. Children learn about human geography and capital cities worldwide before looking at the UK motorway network and settlements. They carry out an enquiry to identify local settlement types.



### Sow, Grow and Farm Geography

This project teaches children about the features and characteristics of land use in agricultural regions across the world, including a detailed exploration of significant environmental areas.



### Groundbreaking Greeks History

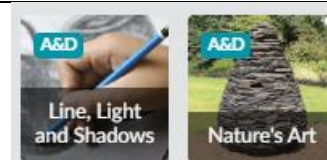
This project teaches children about developments and changes over six periods of ancient Greek history, focusing on the city state of Athens in the Classical age, and exploring the lasting legacy of ancient Greece.

### Hepp DT project – Mining Lamps




### Art and Design Tints, Tones and Shades

This project teaches children about colour theory by studying the colour wheel and exploring mixing tints, shades and tones. They learn about significant







### Art and Design Line, Light and Shadows

This project teaches children about the visual qualities of line, light and shadow. They explore the work of Pablo Picasso and Rembrandt and are introduced to a range of shading techniques. They



### Art and Design Mixed Media

This project teaches children about paper crafts, papermaking and collage techniques, including paper,

<p>landscape artworks and features of landscapes before using this knowledge to create landscape paintings.</p> <p style="text-align: center;"><b>Art and Design</b> <b>Taotie</b></p> <p>This project teaches children about the significance and art of the taotie motif, including ancient and contemporary casting methods.</p>	<p>take black and white photographs and use pencil, pen and ink wash to reimagine their photographs in a shaded drawing.</p> <p style="text-align: center;"><b>Art and Design</b> <b>Nature's Art</b></p> <p>This project teaches children about the genre of land art. They work outdoors to sketch natural forms and explore the sculptural potential of natural materials before working collaboratively to create land art installations.</p>	<p>fabric, mixed media and photo collage. They use their learning to create a final piece of small-scale, mixed media collage.</p> <p style="text-align: center;"><b>Art and Design</b> <b>Expression</b></p> <p>This project teaches children about the Expressionist art movement and the 'Father of Expressionism', Edvard Munch. They explore different ways to portray feelings and emotions in art to create an imaginative self-portrait.</p>
<div style="display: flex; justify-content: space-around;">   </div> <p style="text-align: center;"><b>Science</b> <b>Earth and Space</b></p> <p>This project teaches children about our Solar System and its spherical bodies. They describe the movements of Earth and other planets relative to the Sun, the Moon relative to Earth and the Earth's rotation to explain day and night.</p> <p style="text-align: center;"><b>Science</b> <b>Forces and Mechanisms</b></p> <p>This project teaches children about the forces of gravity, air resistance, water resistance and friction, with children exploring their effects. They learn about mechanisms, their uses and how they allow a smaller effort to have a greater effect.</p>	<div style="text-align: center;">  </div> <p style="text-align: center;"><b>Science</b> <b>Human Reproduction and Ageing</b></p> <p>This project teaches children about animal life cycles, including the human life cycle. They explore human growth and development to old age, including the changes experienced during puberty and human reproduction.</p>	<div style="text-align: center;">  </div> <p style="text-align: center;"><b>Science</b> <b>Properties and Changes of Materials</b></p> <p>This project teaches children about the wider properties of materials and their uses. They learn about mixtures and how they can be separated using sieving, filtration and evaporation. They study reversible and irreversible changes, and use common indicators to identify irreversible changes.</p>

Y6



### Britain at War

History

This project teaches children about the causes, events and consequences of the First and Second World Wars, the influence of new inventions on warfare, how life in Great Britain was affected and the legacy of the wars in the post-war period.



### Our Changing World

Geography skills

This essential skills and knowledge project revises the features of Earth, time zones and lines of latitude and longitude to pinpoint places on a map. Children find out more about map scales, grid references, contour lines and map symbols. They learn about climate change and the importance of global trade. Children analyse data and carry out fieldwork to find out about local road safety. They study patterns of human settlements and carry out an enquiry to describe local settlement patterns.



### Frozen Kingdoms

Geography

This project teaches children about the characteristics and features of polar regions, including the North and South Poles, and includes a detailed exploration of the environmental factors that shape and influence them.

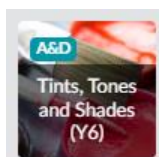


### Maafa

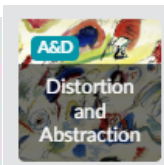
History

This project teaches children about Africa past and present and the development of the slave trade. It also explores Britain's role in the transatlantic slave trade, the causes and consequences of the European colonisation of Africa and the worldwide communities that make up the African diaspora.

## Hepp DT project – Spitfire War Planes



### Art and Design Tints, Tones and Shades



### Art and Design Inuit

This project teaches children about the Inuit way of life, including some of their cultural and artistic traditions.



### Art and Design Trailblazers, Barrier Breakers

This project teaches children about significant black artists and their work, and provides opportunities to analyse and create artwork inspired by them.

This project teaches children about colour theory by studying the colour wheel and exploring mixing tints, shades and tones. They learn about significant landscape artworks and features of landscapes before using this knowledge to create landscape paintings.

**Art and Design**  
**Distortion and Distraction**

This project teaches children about the concepts of abstraction and distortion. They study the visual characteristics of abstraction and create a musically-inspired, abstract painting.

**Art and Design**  
**Environmental Artists**  
This project teaches children about the genre of environmental art. They study how artists create artwork that addresses social and political issues related to the natural and urban environment. Children work collaboratively to create artwork with an environmental message.




**Science**  
**Light Theory**

This project teaches children about the way that light behaves, travelling in straight lines from a source or reflector, into the eye. They explore how we see light and colours, and phenomena associated with light, including shadows, reflections and refraction.

**Science**  
**Evolution and Inheritance**  
This project teaches children how living things on Earth have changed over time and how fossils provide evidence for this. They learn how characteristics are passed from parents to their offspring and how variation in offspring can affect their survival, with changes (adaptations) possibly leading to the evolution of a species.



**Science**  
**Electrical Circuits and Components**  
This project teaches children about electrical circuits, their components and how they function. They recognise how the voltage of cells affects the output of a circuit and record circuits using standard symbols. It also teaches children about programmable devices, sensors and monitoring. They combine their learning to design and make programmable home devices.



**Science**  
**Circulatory System**  
This project teaches children about the transport role of the human circulatory system, its main parts and primary functions. They learn about healthy lifestyle choices and the effects of harmful substances on the body.